

DSN Group's CPO production in 2013 reached 335,730 tons, for an increase of 30.7% compared to production in 2012. Total FFB harvested also rose to 1,240,819 tons for the full year, or 21.7% higher compared to the 2012. With an average age of 7.4 years, nucleus productivity achieved 24.6 tons/ha in 2013, compared to 22.9 tons/ha in the previous year.

Mill productivity remained high, with total FFB processed increasing by 31.2% to 1,380,528 tons, while the CPO Oil

Extraction Rate remains at 24.3% from 24.4% in 2012. FFA levels improved somewhat to 2.67% in 2013, down from 2.70% in the previous year.

The company's CPO sales volume increased to 336,240 tons in the year, or 33.2% higher than the same period last year. New planting in 2013 achieved 9,190 hectares, with the total planted area as of December 2013 encompassing 70,527 hectares.

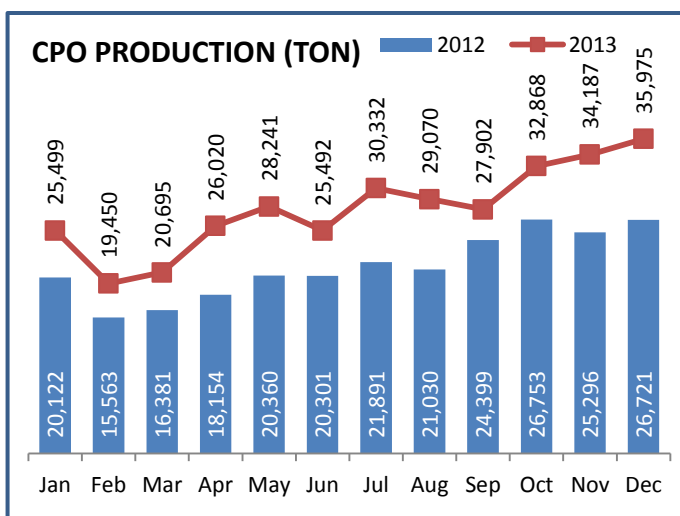
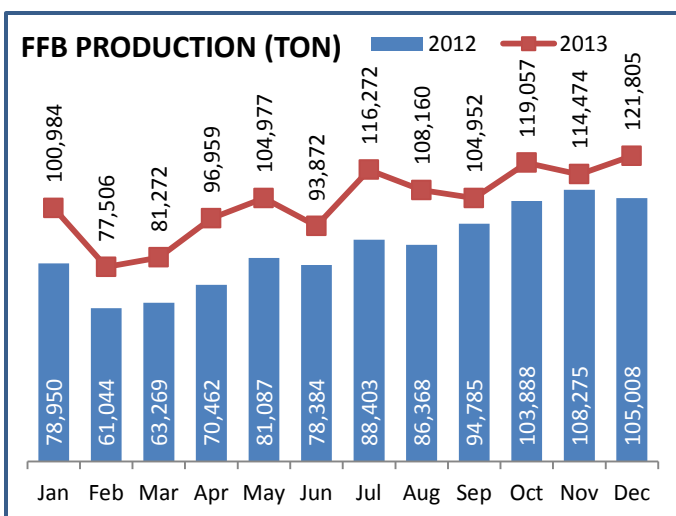
	Q1-2013	Q2-2013	Q3-2013	Q4-2013	Q-o-Q (%)	FY2012	FY2013	% Δ
Plantation Performance								
FFB Production (ton)	259,762	295,807	329,912	355,336	7.7%	1,019,923	1,240,819	21.7%
FFB Nucleus (ton)	244,235	275,737	306,168	326,471	6.6%	976,710	1,152,611	18.0%
FFB Plasma (ton)	15,527	20,071	23,744	28,866	21.6%	43,212	88,207	104.1%
Mill Performance								
FFB Processed (ton)	277,497	322,853	355,869	424,309	19.2%	1,052,490	1,380,528	31.2%
CPO Production (ton)	65,644	79,753	87,304	103,029	18.0%	256,971	335,730	30.7%
PK Production (ton)	8,838	10,093	11,198	13,147	17.4%	35,716	43,277	21.2%
PKO Production (ton)	468	3,794	4,374	4,846	10.8%	-	13,482	-
CPO OER (%)	23.66	24.70	24.53	24.28	-1.0%	24.42	24.32	-0.4%
FFA (%)	2.74	2.46	2.62	2.79	6.5%	2.70	2.67	-1.1%
Sales Performance								
CPO (ton)	73,266	74,427	91,788	96,759	5.4%	252,536	336,240	33.2%
PK (ton)	6,924	5,588	1,175	1,936	64.6%	34,589	15,622	-54.8%
PKO (ton)	-	3,200	-	6,200	-	-	9,400	-

PLANTING PROGRAM

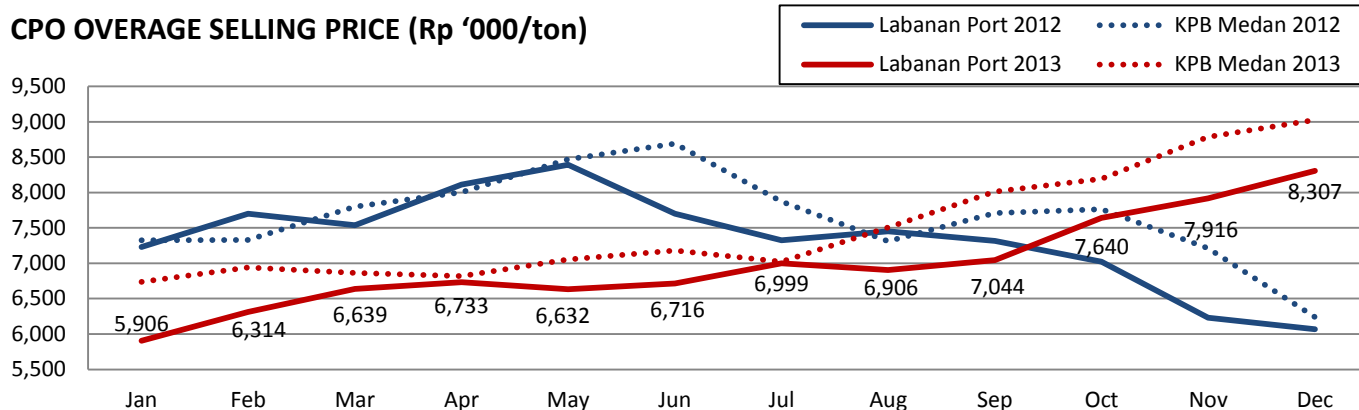
New Planting	FY2012	FY2013	%
Nucleus (ha)	2,607	5,799	122.4%
Plasma (ha)	2,240	3,392	51.4%
Total (ha)	4,867	9,190	89.6%

Planted (as of Dec 2013) (ha)	Mature (ha) *	Average Age (yr) *	Immature (ha) *	Total Planted (ha) *
Nucleus	46,938	7.4	10,924	57,862
Plasma	5,936	3.5	6,730	12,666
Total	52,874	6.7	17,653	70,527

* Based on End-Year conversion



CPO OVERAGE SELLING PRICE (Rp '000/ton)



DSNG Contact is based on FOB Labanan Port Pricing

WOOD PRODUCTS BUSINESS

	Q1-2013	Q2-2013	Q3-2013	Q4-2013	Q-o-Q %	FY2012	FY2013	% Δ
Sales Volume								
Panel (m3)	65,391	68,967	60,747	49,537	-18.5%	334,512	244,642	-26.9%
Engineered doors (Pcs)	15,258	13,808	11,459	11,464	-0.0%	91,102	51,989	-42.9%
Engineered flooring (M2)	252,578	303,488	236,143	281,203	19.1%	1,166,657	1,073,412	-8.0%
Average Selling Price								
Panel (Rp/m3)	3,595,024	3,689,411	4,291,528	4,481,654	4.4%	3,095,952	3,974,114	28.4%
Engineered doors (Rp/pcs)	976,449	974,634	1,128,506	1,202,157	6.5%	683,267	1,059,251	55.0%
Engineered flooring (Rp/m2)	294,581	288,188	324,796	350,633	8.0%	272,964	314,104	15.1%

In 2013, DSN Group's wood product volume declined, as a result of the company's strategy to shift to higher value added products.

Wood panel production volume decreased by 26.9% to 244,642 m3 compare to the same period in 2012. At the same time, Engineered Doors and Engineered Flooring

volume also decreased by 42.9% and 8.0% respectively. The Average Selling Price for our wood products in 2013 increased significantly. Panel pricing rose 28.4% over the same period last year, while Engineered Door and Engineered Flooring pricing increased by 55.0% and 15.1% respectively.

DISCLAIMER

The views expressed here contain information derived from publicly available sources that have not been independently verified. No representation or warranty is made as to the accuracy, completeness or reliability of the information. Any forward looking information in this presentation has been prepared on the basis of a number of assumptions which may prove to be incorrect. This presentation should not be relied upon as a recommendation or forecast by PT. Dharma Satya Nusantara Tbk. Nothing in this release should be construed as either an offer to buy or sell or a solicitation of an offer to buy or sell shares in any jurisdiction.